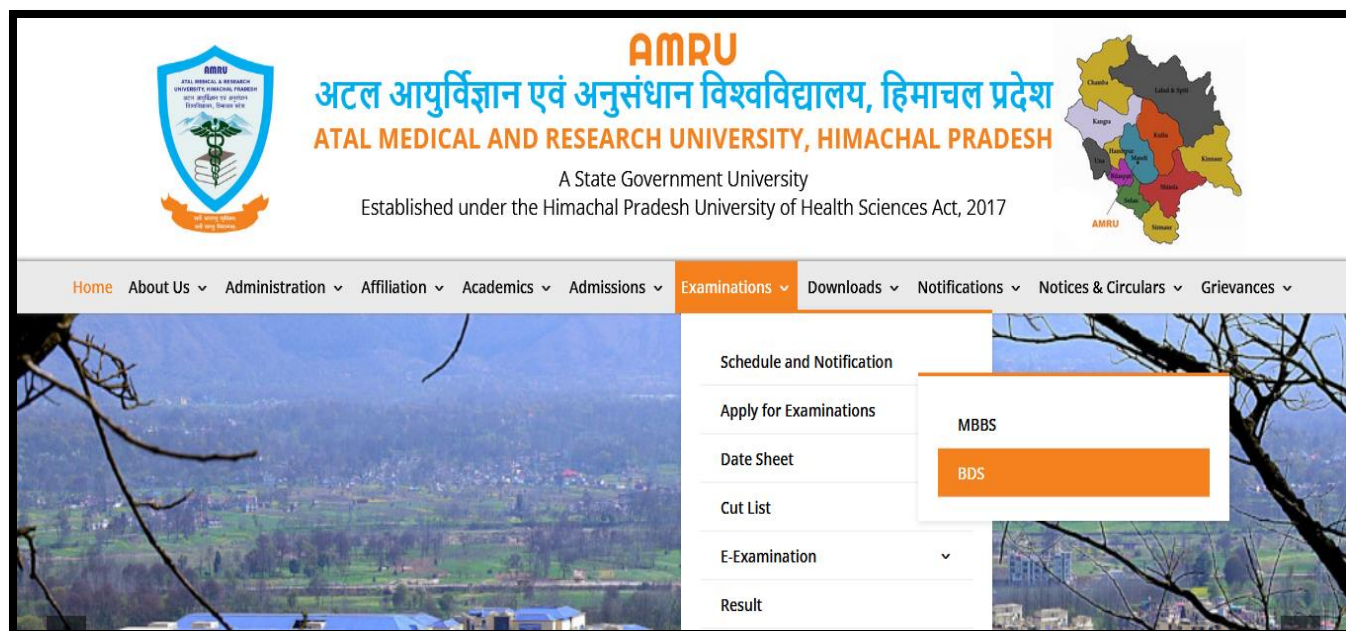


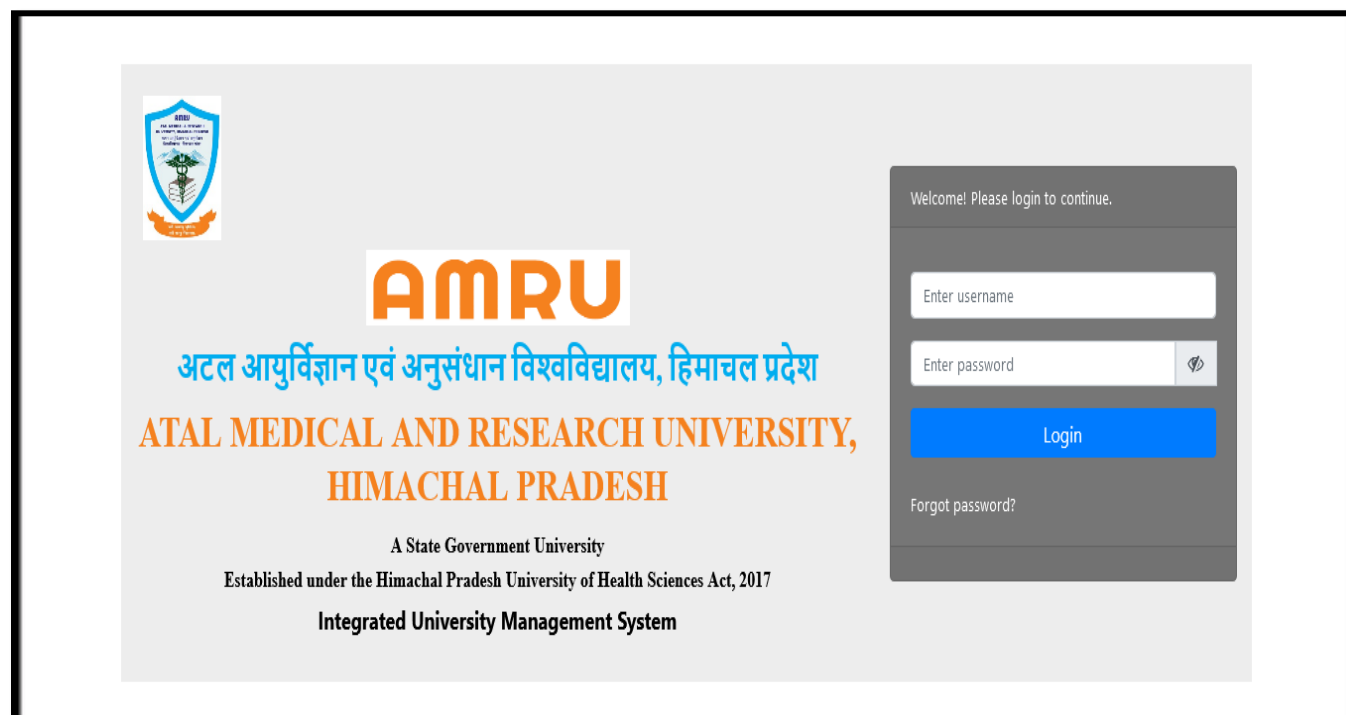
## Exam Form Steps

**Step 1.** Visit AMRU Website (<https://amruhp.ac.in>)



The screenshot shows the AMRU website homepage. The header includes the AMRU logo, the university name in Hindi and English, and its establishment details. The navigation menu is visible, with 'Examinations' selected. A dropdown menu is open under 'Examinations', showing options like 'Schedule and Notification', 'Apply for Examinations', 'Date Sheet', 'Cut List', 'E-Examination', and 'Result'. A sub-menu is also visible under 'Apply for Examinations', showing 'MBBS' and 'BDS' options.

**Step 2.** Login in the AMRU portal by entering your University Registration No in the field User Name and Enter default Password as 123456.



The screenshot shows the AMRU login page. The header includes the AMRU logo, the university name in Hindi and English, and its establishment details. The main content area features a large 'AMRU' logo and the university name. On the right side, there is a login form with the following fields and buttons:

- Welcome! Please login to continue.
- Enter username
- Enter password (with a toggle for visibility)
- Login (blue button)
- Forgot password?

**Step 3.** Enter Your **University Registration No** in the field User Name and **Enter default Password as 123456.**

AMRU  
अटल आयुर्विज्ञान एवं अनुसंधान विश्वविद्यालय, हिमाचल प्रदेश  
ATAL MEDICAL AND RESEARCH UNIVERSITY,  
HIMACHAL PRADESH  
A State Government University  
Established under the Himachal Pradesh University of Health Sciences Act, 2017  
Integrated University Management System

Welcome! Please login to continue.

Enter username Enter your registration No

Enter password Enter default Password (123456)

Login

Forgot password?

**Step 4.** Reset/change your password by entering default Password; enter New Password, Confirm Password and login into the portal through the changed credentials.

CHANGE PASSWORD OCT 11, 2021 3:49:49 PM

**Password Suggestions**

- Password should be unique.
- Minimum length at least "8"
- Maximum length should not exceed "20"
- Must contain at least one lower case alphabet from a-z
- Must contain at least one upper case alphabet from A-Z
- Must contain at least one special character from @, #, \$, %
- Must contain at least one numeric digit from 0-9

Current Password/ One Time Password

New Password

Confirm Password

Password strength: Too short

Submit Reset

**Step 5. Enter Your University Registration No in the field User Name and Enter Your New Password.**

**AMRU**  
अटल आयुर्विज्ञान एवं अनुसंधान विश्वविद्यालय, हिमाचल प्रदेश  
**ATAL MEDICAL AND RESEARCH UNIVERSITY,  
HIMACHAL PRADESH**  
A State Government University  
Established under the Himachal Pradesh University of Health Sciences Act, 2017  
Integrated University Management System

Welcome! Please login to continue.

Enter username **Enter Your Registration No**

Enter password **Enter New Paasword**

Login

Forgot password?

**Step 6. Read the Instructions Carefully.**

Personal Academic Schedules v Academic Functions v

ACADEMIC FUNCTIONS » UNIVERSITY EXAM/RESULT » UNIVERSITY REGULAR/REAPPEAR EXAM FORM OCT 11, 2021 4:33:45 PM

Instruction Details Personal Add/Edit Exam Form View Exam Form

**Instructions:** Contact Numbers: For general examination form related enquiry - 01905 292102  
For Technical issues form related enquiry - 01905 243967

Login in the AMRU portal by entering your University Registration No in the field User Name and Enter default Password as 123456.

Reset/change your password by entering default Password; enter New Password, Confirm Password and login into the portal through the changed credentials.

Student's profile page will appear; make the entries of all mandatory and non mandatory fields mentioned in the profile page (Personal Tab). Use your functional and authenticated email ID and mobile number. Upload your latest clear images of photograph and signature up to the file size of 340 KB and 20 KB in JPEG/JPG format respectively and save the profile page.

Select the "University Regular/Reappear Exam Form" from the dropdown "Academic Function" and Select "Exam Form for Bachelor of Dental Surgery 2021" form the dropdown "Exam Schedule".

Click Save button to save the form. The papers as selected by the student during filling of examination form will appear.

"Payment Gateway" button will be enabled after final submission of the examination form. On clicking the button of Payment Gateway examination fee generated by the system against the selected regular examinations will be displayed. PDF of examination form of regular students will be generated after the successful fee payment and further verification of examination form by the concerned college's authority. If the fee is deducted from your account and PDF of examination form is not generated, you may contact at 01905-292102 for confirmation/updating of examination fee.

The students need not submit the hard copy of the examination form in the respective college/university, the students are directed to request the college authority to verify the regular student's examination form online well in time thereafter the students will be able to download the PDF of the examination form.


**Step 7.** Student's profile page will appear, make the entries of all mandatory and non-mandatory fields mentioned in the profile page (Personal Tab).

Personal Academic Schedules Academic Functions

ACADEMIC FUNCTIONS » UNIVERSITY EXAM/RESULT » UNIVERSITY REGULAR/REAPPEAR EXAM FORM OCT 11, 2021 4:39:10 PM

Instruction Details **Personal** Add/Edit Exam Form View Exam Form

**Student Personal Details:**

Full Name of Student : *	<input type="text"/>	(In Hindi) <input type="text"/>	<b>(Note : For Hindi Name Enter Your Name In English &amp; Press 'Spacebar')</b>	
Name as it appears on 10th/12th mark sheet:	<input type="text"/>			
Email:	<input type="text"/>			
Personal Email:	<input type="text"/>			
Mother's Name : *	<input type="text"/>	(In Hindi) <input type="text"/>		
Father's Name : *	<input type="text"/>	(In Hindi) <input type="text"/>		
Upload Your Signature Here (Signature image should be 10-20 KB)	<input type="button" value="Upload Your Signature"/>		* Size less than 340kb(format:.jpg,.jpeg) * Note: Upload Only Passport Size Photograph. <input type="button" value="Upload Image"/>	
Gender : *	<input type="radio"/> Male <input type="radio"/> Female		Date of Birth : *	<input type="text"/>
Hobbies:	<input type="text"/>		Blood Group : *	<input type="text" value="Select"/>
Mother Tongue : *	<input type="text" value="Select"/>		Other Known Language :	<input type="text"/>
Mobile No. : *	<input type="text"/>		Alternate Phone No.:	<input type="text"/>
Alternate Mobile No.1:	<input type="text"/>		Alternate Mobile No.2:	<input type="text"/>
Preferred Contact Hours:	<input type="text"/>		SkypeId :	<input type="text"/>
Nationality : * (as per 10th Marksheet)	<input type="text" value="Select"/>		Domicile : *	<input type="text" value="Select"/>
Religion : *	<input type="text" value="Select"/>		Category : *	<input type="text" value="Select"/>
Caste :	<input type="text" value="Select"/>		Sub-Caste:	<input type="text"/>
Hostelite:	<input type="text" value="Select"/>		Marital Status:	<input type="text" value="Select"/>
Current University Reg. No. :	<input type="text"/>		PRN No. :	<input type="text"/>
Adhar Card No. (12 Digits) : * <b>Should be 12 digits:</b>	<input type="text"/>		Driving Licence no.:	<input type="text"/>
Physically Challenged(Handicapped)	<input type="radio"/> Yes <input checked="" type="radio"/> No			
Sports ?	<input type="radio"/> State <input type="radio"/> National <input type="radio"/> International <input checked="" type="radio"/> Not Applicable			
Defence Or Ex-Serviceman ?	<input type="radio"/> Defence <input type="radio"/> Ex-Serviceman <input checked="" type="radio"/> Not Applicable			
Are you Foreigner ?	<input type="radio"/> Yes <input checked="" type="radio"/> No			
Roll No :	AMRJ/DEN/200077		Admission Date :	<input type="text"/>
Vehicle No :	<input type="text"/>			

**Step 8.** Select the “University Regular/Reappear Exam Form” from the dropdown “Academic Function” and Select “Exam Form for Bachelor of Dental Surgery 2021” form the dropdown “Exam Schedule”.

Click Save button to save the form. The papers as selected by the student during filling of examination form will appear.

**Step 9. Payment Gateway” button will be enabled after final submission of the examination form. On clicking the button of Payment Gateway examination fee generated by the system against the selected regular examinations will be displayed.**

Personal Academic Schedules Academic Functions
OCT 11, 2021 5:27:37 PM

ACADEMIC FUNCTIONS » UNIVERSITY EXAM/RESULT » UNIVERSITY REGULAR/REAPPEAR EXAM FORM

Instruction Details Personal **Add/Edit Exam Form** View Exam Form

Please fill your profile first. [Please click here to fill profile](#)

Exam Schedule

Exam Form for Bachelor of Dental S

I

Payment Gateway

Download Exam Form

**FOR SEMESTER I**

**ⓘ If you have paid once, and the exam form amount is deducted from your account, and is not reflecting as successful transaction.**

- 1) Do not PAY immediately again.
- 2) Wait for bill reconciliation which may take 2-3 days.
- 3) The payment status will be intimated to you on your e-mail.
- 4) Take any further action after receiving e-mail.

**Do You Have Project In Your Syllabus?**

Enter Name of The Project:

**Save Project**

Paonta Sahib, Sirmour  
APPLICATION FORM FOR THE EXAMINATIONS OF

**Exam Detail**

Signature of HOD or Faculty authorized by HOD with Seal  
N.B: The attesting authority should also sign across the Photograph.

Name of Examination:

Student Name:

Mother Name:

Contact No:

Gender:

Exam Center:

**Exam Fee**

Contains	Amount(In Rs.)
Regular Course	10000
<b>Total Examination Fee(Rs.)</b>	<b>10000</b>
Receipt No.	Transaction Id :Fee Unpaid PG Ref Id :undefined
Date :	

Course/s (Subject/s), Paper/s, / Practical/s, as per Current Syllabus in which to appear at the Examination :-

Sr.No	Course Code	Course Name
1	BDS-103	Anatomy
2	BDS-107	Dental Anatomy
3	BDS-101	Physiology and Biochemistry
4	BDS-109	Environmental Education

**DECLARATION CUM UNDERTAKING**

I, hereby solemnly declare that the information furnished above is true to the best of my knowledge and belief, I also state that I have read the Ordinances & regulations of the college carefully and the provisions made therein are acceptable to me. I also declare that I will undergo such punishment as may be imposed upon me by the Institute Authorities for errors and/or omissions including suppression of facts etc. I hereby declare that I have not applied for any other examination of any other University / Body along with this examination simultaneously. I further declare that **I have not passed the Examination applied for here-in- before from any other Statutory University.**

I also understand that I am provisionally allowed to appear at the ensuing **Exam Form for Bachelor of Dental Surgery 2021** examination, Course to the finalization of registration to the above said programme, and approval of my admission by the concerned authorities & subsequent production of eligibility certificate by me to the College. In the event of I found to be ineligible to the said programme my admission to **Exam Form for Bachelor of Dental Surgery 2021** examinations & subsequent performance shall automatically stand canceled. I shall not claim any equity against the College. Also in case my admission is not approved, or in the event of I being found to be ineligible to the said programme my admission to the **Exam Form for Bachelor of Dental Surgery 2021** examination and subsequent performance shall automatically stand canceled & I shall not claim any equity against the College.

Applicant's Signature

**CERTIFICATE FOR STUDENTS ONLY**

I certify that the applicant has been duly registered/enrolled as a student of and has complied with the provisions of the Ordinances and regulations thereof pertaining to his/her case and that I know nothing against his/her character which ought to debar him/her from appearing at examination applied for and I believe that the above mentioned facts are true. He/she has not passed this examination there-in-before from this University or any other Statutory University. I further certify that I have personally inspected and verified all the original degrees, diplomas, marksheets and other certificates etc. qualifying the applicant for admission to the examination applied for and that they are in order, as per the provisions of Ordinances/Regulation of the Institute.

Date

Seal of College/Department

Signature of the Registrar

Support Blogs Career Forum  
Powered by JUNO Campus